

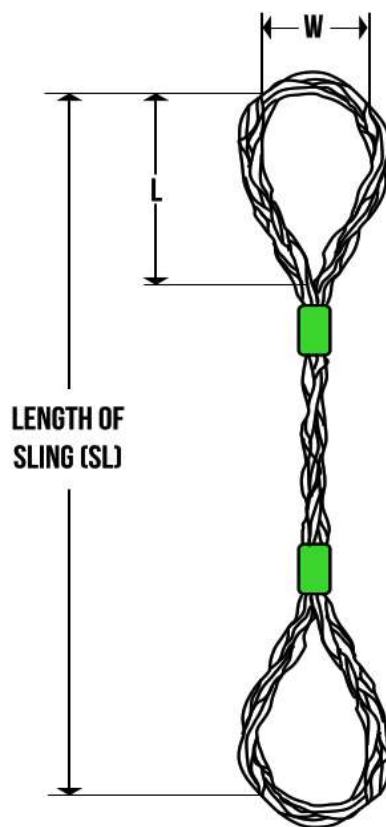


**Cables Cadenas
y Bandas de México**
S.A. de C.V.

8- Part Braided Slings

HH-120

| Diameter of Rope | EIPS Capacity In Tons | SLIP-THRU THIMBLES | Eye Dimensions | |
|------------------|-----------------------|--------------------|----------------|------------|
| | | | Width in. | Length in. |
| 1/8" | 1.1 | 1'10" | 3 | 6 |
| 3/16" | 2.4 | 2'10" | 5 | 10 |
| 1/4" | 3.9 | 3'6" | 6 | 12 |
| 5/16" | 5.9 | 4'6" | 8 | 16 |
| 3/8" | 8.4 | 5'0" | 8 | 16 |
| 7/16" | 13.0 | 5'9" | 9 | 18 |
| 1/2" | 17.0 | 6'5" | 9 | 18 |
| 9/16" | 22.0 | 8'0" | 12 | 24 |
| 5/8" | 26.0 | 9'4" | 14 | 28 |



NOTE: RATED CAPACITIES OF CHOKER HITCHES APPLY WHEN THE ANGLE OF CHOKE IS GREATER THAN 120 DEGREES. 8-PART BRAIDS WITH CASINGS AND CHOKER HOOKS ALSO AVAILABLE.

All slings are proof-tested to 2 times working load limit. Design factor is 5:1.

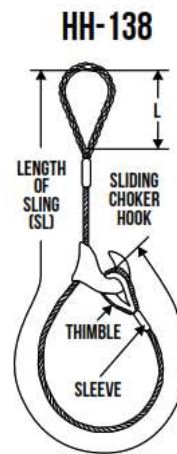
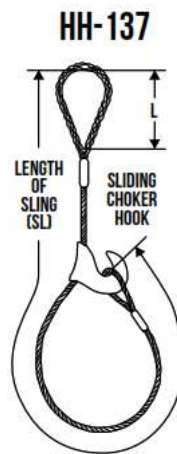
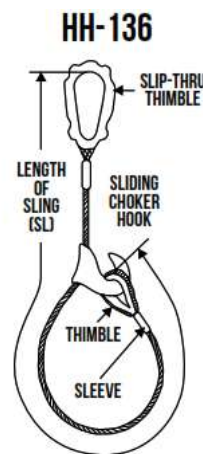
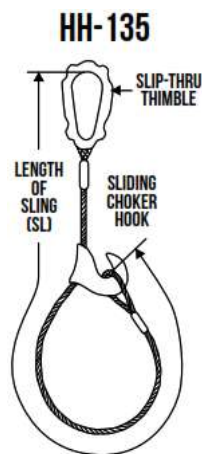


**Cables Cadenas
y Bandas de México**
S.A. de C.V.

Single-Leg With Sliding Choker Hooks

HH-135-thru-HH-138

| Diameter of Rope | EIPS Capacity In Tons | SLIP-THRU THIMBLES | | Soft Eye Dim. |
|------------------|-----------------------|--------------------|-------------|---------------|
| | 60 Deg | Size | Dimension | |
| 1/4" | .48 | W-2 | 2-1/4X4-1/8 | 2X4 |
| 3/8" | 1.1 | W-2 | 2-1/4X4-1/8 | 3X6 |
| 1/2" | 1.9 | W-3 | 2-3/8X4-3/8 | 4X8 |
| 5/8" | 2.9 | W-4 | 3-3/8X6-5/8 | 5X10 |
| 3/4" | 4.1 | W-4 | 3-3/8X6-5/8 | 6X12 |
| 7/8" | 5.6 | W-5 | 3-3/4X7-1/8 | 7X14 |
| 1" | 7.2 | W-5 | 3-3/4X7-1/8 | 8X16 |
| 1-1/8" | 9.1 | W-6 | 4-3/8X8-3/8 | 9X18 |
| 1-1/4" | 11 | W-6 | 4-3/8X8-3/8 | 10X20 |
| 1-3/8" | 13 | W-7 | 5X9-1/2 | 11X22 |
| 1-1/2" | 16 | W-7 | 5X9-1/2 | 12X24 |



NOTE: RATED CAPACITIES OF CHOKER HITCHES APPLY WHEN THE ANGLE OF CHOKE IS GREATER THAN 120 DEGREES. 8-PART BRAIDS WITH CASINGS AND CHOKER HOOKS ALSO AVAILABLE.

All slings are proof-tested to 2 times working load limit. Design factor is 5:1.



**Cables Cadenas
y Bandas de México**
S.A. de C.V.

HEAVY-DUTY SNAKE GRIPS

LSG-X SNAKE GRIPS

The LSG-X series performs the same function as the standard LSG series. However, the LSG-X cannot be taken apart in the middle, it is permanently attached via the "Swivel Tube" assembly.

The swivel tube gives the snake grip a lower profile for pulling in tight spaces



This swivel tube assembly has a very low profile heavy-duty friction swivel. This snake is for applications where the two pulling grip elements do not need to be separated. The swivel

| Regular LSGX SNAKES | Range | WL lbs | UTS lbs |
|---------------------|-------------|--------|---------|
| LSGX ¼-1/2 | ¼" – ½" | 1,200 | 2,400 |
| LSGX ½-1 | ½" – 1" | 2,500 | 5,000 |
| LSGX 1-1 ½ | 1" – 1 ½" | 3,500 | 7,000 |
| LSGX 1 ½ -2 | 1 ½" – 2" | 4,000 | 8,000 |
| LSGX 2-2 ¾ | 2" – 2 ¾" | 5,000 | 10,000 |
| LSGX 2-2 ¾-3 ½ | 2 ¾" – 3 ½" | 5,000 | 10,000 |
| LSGX 3 ½ - 4 ¼ | 3 ½" – 4 ¼" | 5,000 | 10,000 |

| Special LSGX SNAKES | Range | WL lbs | UTS lbs |
|---------------------|-------------|--------|---------|
| LSGX ¼-1/2 | ¼" – ½" | 1,200 | 2,400 |
| LSGX ½-1 | ½" – 1" | 2,500 | 5,000 |
| LSGX 1-1 ½ | 1" – 1 ½" | 3,500 | 7,000 |
| LSGX 1 ½ -2 | 1 ½" – 2" | 4,000 | 8,000 |
| LSGX 2-2 ¾ | 2" – 2 ¾" | 5,000 | 10,000 |
| LSGX 2-2 ¾-3 ½ | 2 ¾" – 3 ½" | 5,000 | 10,000 |
| LSGX 3 ½ - 4 ¼ | 3 ½" – 4 ¼" | 5,000 | 10,000 |

READ BOTH PAGES OF THIS DOCUMENT BEFORE USING LSG SNAKE GRIPS



SNAKE GRIPS BANDING INSTRUCTIONS ARE LOCATED ON PAGE 2 OF THIS DOCUMENT.

- 1.-Safety is always no. 1 Make sure no one is under the line as it is being pulled through the blocks and crown. SO NOT stand below or near the drilling line under tension, severe injury or death could occur. KEEP BACK
- 2.-Both ends of the snake grip must be properly Banded and Taped according to banding instructions located on page 2 of this document.
- 3.-Failure to follow the safety and use instructions properly could lead to injury or even death.

Read important warnings and information preceding fittings section.



**Cables Cadenas
y Bandas de México**
S.A. de C.V.

HEAVY-DUTY SNAKE GRIPS

LSG SNAKE GRIPS

The Lewis Snake Grip expands or contracts to grip different or identical cable and/or rope sizes as needed.



Save time stringing up, changing and unstringing because the snake requires no special tools. The swivel and swing link go smoothly through blocks and prevent line twisting. Install new cable by using old existing cable as pulling line. Always seize the ends of the grips by banding and taping.

| Regular LSG SNAKES | Range | WL lbs | UTS lbs |
|--------------------|---------------|--------|---------|
| LSG ¼-1/2 | ¼" – ½" | 1,200 | 2,400 |
| LSG ½-1 | ½" – 1 | 2,500 | 5,000 |
| LSG 1-1 ½ | LSG 1-1 ½ | 3,500 | 7,000 |
| LSG 1 ½ -2 | LSG 1 ½ -2 | 4,000 | 8,000 |
| LSG 2-2 ¾ | LSG 2-2 ¾ | 5,000 | 10,000 |
| LSG 2-2 ¾-3 ½ | LSG 2-2 ¾-3 ½ | 5,000 | 10,000 |
| LSG 3 ½ - 4 ¼ | LSG 3 ½ - 4 ¼ | 5,000 | 10,000 |

Failure to use Lewis Snake Grips as detailed in the supplied user instructions, may result in serious injury or even death

READ BOTH PAGES OF THIS DOCUMENT BEFORE USING LSG SNAKE GRIPS



SNAKE GRIPS BANDING INSTRUCTIONS ARE LOCATED ON PAGE 2 OF THIS DOCUMENT.

- 1.-Safety is always no. 1 Make sure no one is under the line as it is being pulled through the blocks and crown. SO NOT stand below or near the drilling line under tension, severe injury or death could occur. KEEP BACK
- 2.-Both ends of the snake grip must be properly BANDED AND TAPED according to banding instructions located on page 2 of this document.
- 3.-Failure to follow the safety and use instructions properly could lead to injury or even death.

Read important warnings and information preceding fittings section.